



CAPITOL AREA REENTRY PROGRAM

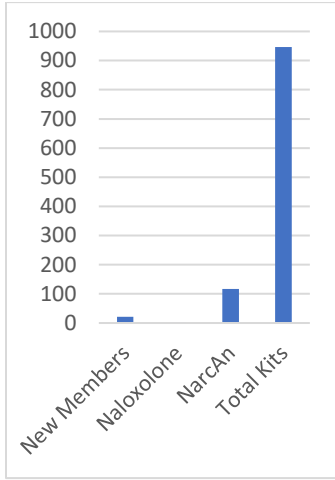
1364 SWAN AVE, BATON ROUGE, LA 70807 225-775-7988 WWW.CAREENTRYPROGRAM.COM



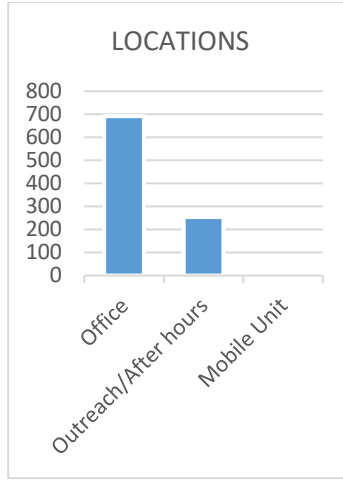
B E S A F E
SYRINGE SERVICE PROGRAM

JULY 2021 MONTHLY REPORT

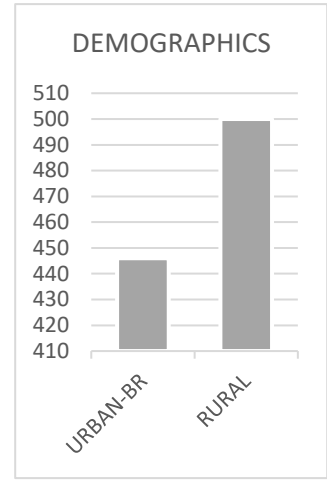
JULY 2021



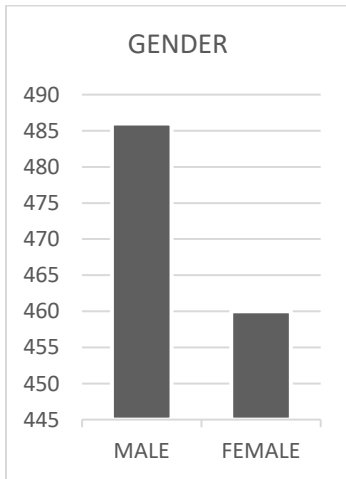
New Members: 21
 Naloxolone: 1
 NarcAn: 117
 Total Kits: 946



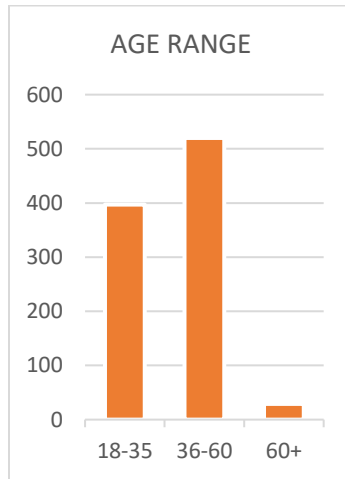
Office: 692
 Outreach/After hours: 254
 Mobile Unit: 0



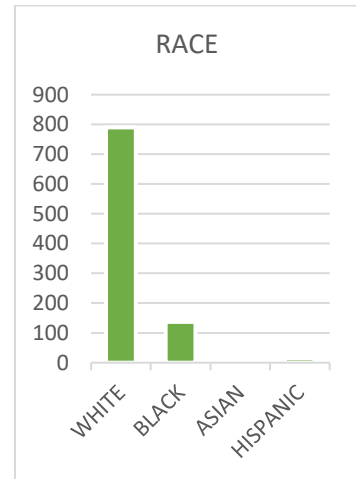
Urban-BR: 446
 Rural: 500



Male: 486
 Female: 460



18-35: 397
 36-60: 520
 61+: 29



White: 790
 Black: 137
 Asian: 4
 Hispanic: 15

***Charts Shows Program Members**

Program Members

Total | 946

Males | 486

Female | 460

Black | 137

White | 790

Hispanic | 15

Asian | 4

Ages 18-35 | 397

Ages 36-60 | 520

Ages 61 and Over | 29

Geographical Area

Urban & Suburban | 446

Rural | 500

Breakdown by City:

Abbeville-2	Addis- 9	Alfords-	Aline-1
Baker-49	Bayou Goula-2	Beuche-	Baton Rouge-449
Brusly-	Central- 20	Clinton- 9	Covington-1
Denham Springs-90	Erwinville-1	Ethel-1	Ferriday-1
Geismar-2	Glynn-	Gonzales- 37	Hammond-3
Hester-	Holden-8	Iberia-	Jackson-2
Jarreau-3	Kentwood-	Killian-	Lafayette-5
Lake Charles-6	Lakeland-3	LaPlace-7	Livingston-15
Livonia-4	Mandeville-1	Maurepas-	Monroe-

Natchez-1	New Orleans-	New Roads-	Norwood-2
Oscar- 1	Pine Grove-2	Plaquemine-23	Ponchatoula-
Port Allen- 18	Prairieville-22	Pride-1	Ramah-1
Rosedale-	Slaughter- 7	Sorrento-	Springfield-2
St Amant-18	St Francesville-1	St Gabriel-6	Tickfaw-2
Torbert-2	Varnado-1	Ventress-4	Walker-31
Watson-24	White Castle-1	Zachary-54	Arkansas-1
Illinois-	Michigan-	Mississippi-	Ohio-5

Baton Rouge by Zip Codes:

70801-1	70802- 21	70803-	70804-
70805- 70	70806- 32	70807- 20	70808- 12
70809- 48	70810- 33	70811- 12	70812- 9
70813-	70814- 12	70815- 37	70816- 49
70817- 32	70818- 33	70819- 5	70820- 15
70822-	70826-	70837-	70874-
70891-	70893-2		

***New Members**

Total |21

Kits Distributed

Office | 662 Field | 254 Mobile Unit | 0

Narcan Distributed

Nasal | 117 Injectable | 1

WCK (wound care kits)

4

PHK (personal hygiene kits)

0

Condoms Distributed in Field

8265

	<u>July 2020</u>	<u>July 2021</u>
Total Members	875	946
Total New Members	20	21
Total Urban	532	446
Total Rural	343	500
Total Female	442	460
Total Male	433	486
Total Black	112	137
Total White	751	790
Total Hispanic	8	15
Total Asian	4	4
Total Age 18-35	378	398
Total Age 36-60	464	521
Total Age 61+	33	29

8/1/2021 SJRM