



CAPITOL AREA REENTRY PROGRAM

1364 SWAN AVE, BATON ROUGE, LA 70807

225-775-7988

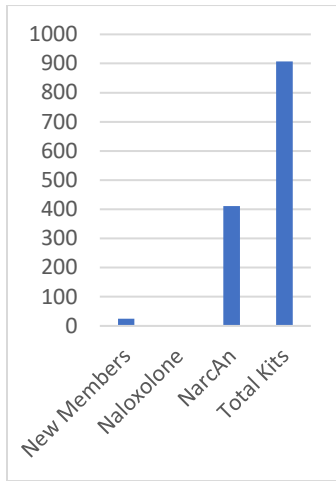
WWW.CARPBR.COM



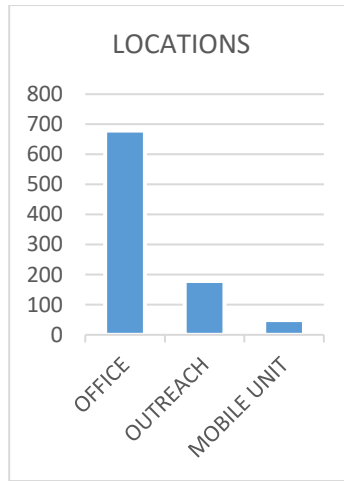
BE SAFE
SYRINGE SERVICE PROGRAM

AUGUST 2021 MONTHLY REPORT

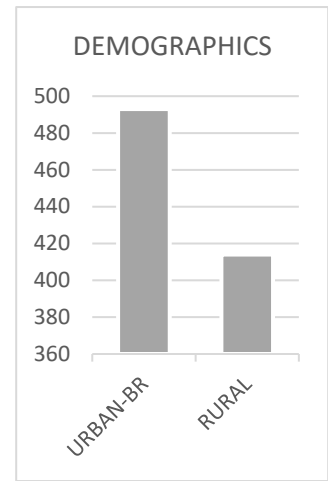
AUGUST 2021



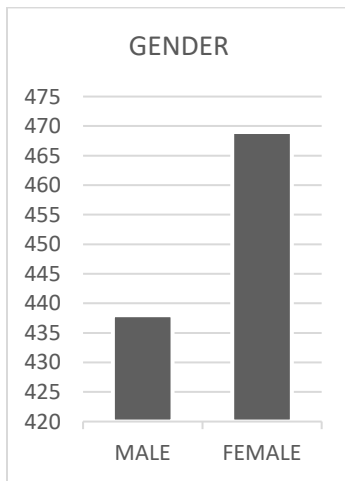
New Members: 25
 Naloxolone: 0
 NarcAn: 411
 Total Kits: 907



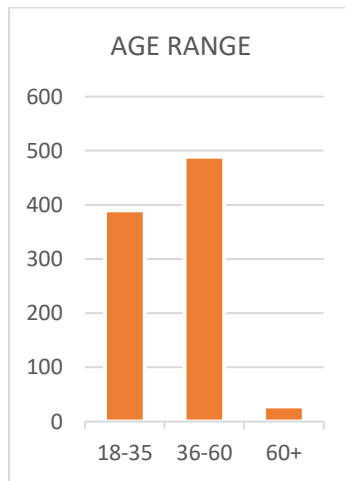
Office: 679
 Outreach/After hours: 179
 Mobile Unit: 49



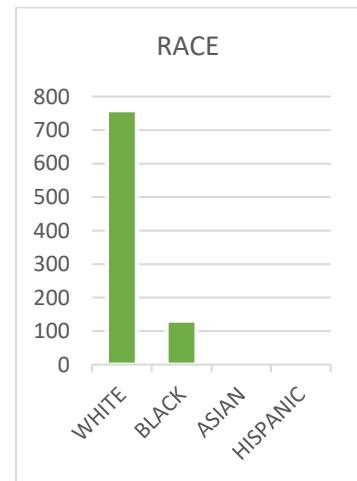
Urban-BR: 493
 Rural: 414



Male: 438
 Female: 469



18-35: 390
 36-60: 489
 61+: 28



White: 759
 Black: 131
 Asian: 9
 Hispanic: 8

***Charts Shows Program Members**

Program Members

Total | 907

Males | 438

Female | 469

Black | 131

White | 759

Hispanic | 8

Asian | 9

Ages 18-35 | 390

Ages 36-60 | 489

Ages 61 and Over | 28

Geographical Area

Urban & Suburban | 493

Rural | 414

Breakdown by City:

Abbeville-	Addis-	Alfords-	Aline-1
Baker-43	Bayou Goula-3	Beuche- 1	Baton Rouge-493
Bogalusa-1	Brusly-1	Central-22	Clinton-10
Denham Springs-68	Erwinville-1	Ethel-3	French Settlement-1
Geismar-1	Glynn-	Gonzales-20	Hammond-2
Hester-	Holden-3	Jackson-1	Jarreau-4
Kentwood-	Killian-	Lafayette-2	Lake Charles-2
LaPlace-5	Livingston-18	Livonia-9	Loranger-1
Mandeville-2	Maurepas-	Monroe-	New Roads-
Norwood-	Oscar-	Pine Grove-	Plaquemine-14

Ponchatoula-	Port Allen-6	Prairieville-18	Ramah-1
Robert-1	Rosedale-	Slaughter-7	Sorrento-1
Springfield-2	St Amant-19	St Francesville-1	St Gabriel-3
Torbert-1	Varnado-1	Ventress-2	Wakefield-1
Walker-24	Watson-30	White Castle-	Zachary-54
Arizona-1	Illinois-	Michigan-	Mississippi-
Ohio-1			

Baton Rouge by Zip Codes:

70801-2	70802-36	70803-2	70804-
70805-68	70806-36	70807-12	70808-19
70809-62	70810-30	70811-12	70812-11
70813-	70814-10	70815-39	70816-71
70817-40	70818-31	70819-7	70820-4
70822-1	70826-	70837-	70874-
70891-			

***New Members**

Total | 25

Kits Distributed

Office | 679

Outreach/Afterhours | 179

Mobile Unit | 49

Narcan Distributed

Nasal | 411

Injectable |

WCK (wound care kits)

PHK (personal hygiene kits)

1

Condoms Distributed in Field

3110

	<u>August 2020</u>	<u>August 2021</u>
Total Members	820	907
Total New Members	36	25
Total Urban	505	494
Total Rural	315	413
Total Female	396	469
Total Male	420	438
Total Black	122	131
Total White	685	759
Total Hispanic	11	8
Total Asian	2	9
Total Age 18-35	354	390
Total Age 36-60	439	489
Total Age 61+	27	28

231 Intake Forms since August 2020

Gender Identity

Male	115
Female	112
Non-Binary	2
Not Answered	2

Sexual Identity

Straight/Heterosexual	203
Bisexual	15
Gay/Lesbian	8
Other	5

Race Identity

White	190
Black/AA	16
Other	9
Asian	7
Hispanic/Latinx	4
Not Answered	4

Housing

Stable Housing (rent/own)	153
Family/Friends	48
Homeless/Shelter	30

Health Insurance

Medicaid/Medicare	150
None	44
Private	20
Not Answered	17

Been arrested with Paraphernalia

No	140
Yes	86
Not Answered	5

of people you supply syringes

Just Me	129
2 to 5	83
6 to 9	12
10+	4
Not Answered	3

of NarcAn supplied to others

Just Me	108
2 to 5	87
Not Answered	17
10+	10
6 to 9	9

of times NarcAn used on self

Never	125
1 to 5	90
6 to 10	9
Not Answered	7

of times NarcAn used on others

1 to 5	107
Never	79
6 to 10	36
Not Answered	8
11+	1

Types of Drugs Injected

Heroin	114
All of the above	80
Meth/Speed	22
Other	6
Cocaine	5
Not Answered	4

Other drugs used

Not Answered	122
Prescription Pills	49
Combination	35
Suboxone/Subutex	25
Hormones	1

of times you inject a day

3 to 4	97
1 to 2	52
5 to 6	49
7+	25
Not answered	8

of syringes you use weekly

11 to 20	71
6 to 10	66
21+	45
1 to 5	44
Not Answered	5

How often do you share syringes

Never	169
Rarely (25%)	43
Sometimes (50%)	8
Not Answered	7
Often (75%)	4

Age when you began using

18 to 35	108
Not Answered	56
17<	43
36 to 60	24

How did you start?

Injury	107
Not Answered	47
Friends	35
Pills	23
Family	8
Curious	5
Depression	3
Emotional Stress	1
Fatigue	1
Prison	1

How often do you frequent us?

Weekly	58
First Time	38
Often	33
Not Answered	30
Monthly	25
Bi-monthly	23
Not Often	10
Daily	6
Bi-weekly	4
Second Time	4

How did you hear about us?

Friends	160
Internet	29
Not Answered	20
Streets	9
Staff/Partners	7
Family	6

Plans to stop using?

Yes	159
No	54
Not Answered	18

Do you want help to stop?

Not Answered	130
No	66
Yes	35

Do you have support system?

Yes	180
No	43
Not Answered	8

71 Surveys have been filled since January 2021

Exceptional service was noted along with expertise & professionalism.

33 telephone numbers and 23 email addresses provided for communication.

Supplies requested

- Sterile Water
- More Syringe Options
- Alcohol Wipes
- Sheep Skin Condoms

Other Mobile Unit Locations

- Hooper & Joor Road
- Jefferson & Government
- Bluebonnet & Jefferson
- Mid City & Cloud Drive
- Mall of Louisiana
- Cities Outside of Baton Rouge

9/9/2021 SJRM

