



CAPITOL AREA REENTRY PROGRAM

1364 SWAN AVE, BATON ROUGE, LA 70807

225-775-7988

WWW.CARPBR.COM

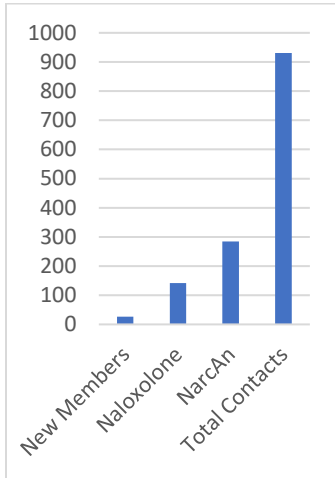


B E S A F E

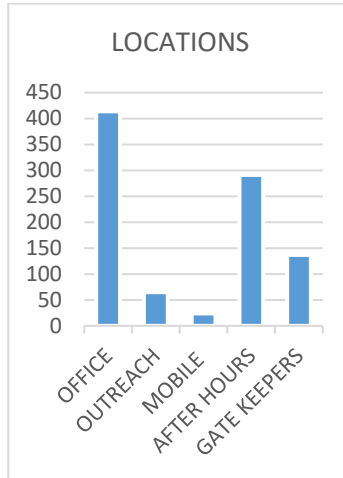
SYRINGE SERVICE PROGRAM

NOVEMBER 2021 MONTHLY REPORT

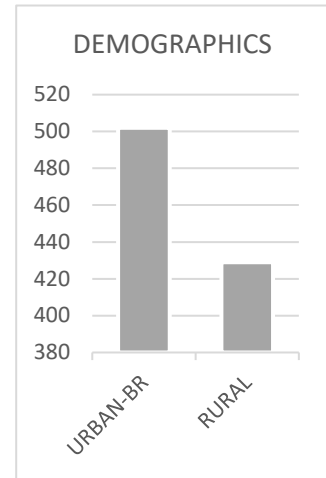
NOVEMBER 2021



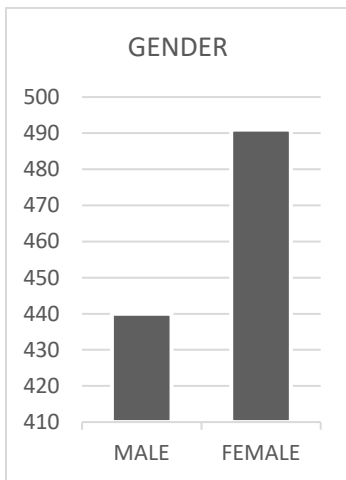
New Members: 26
 Naloxolone: 142
 NarcAn: 284
 Total Kits: 931



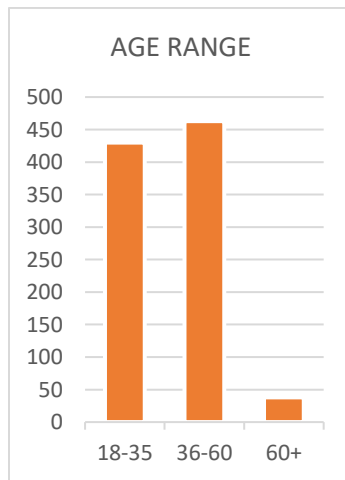
Office: 414
 Outreach: 65
 Mobile Unit: 24
 After Hours: 291
 Gate Keepers: 137



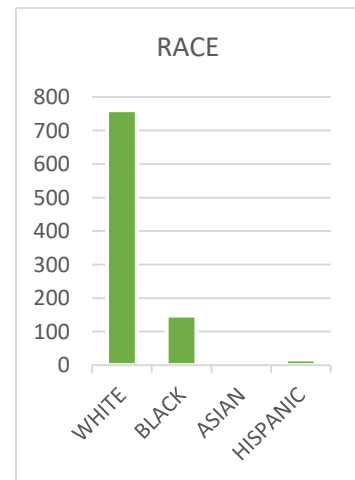
Urban-BR: 502
 Rural: 429



Male: 440
 Female: 491



18-35: 430
 36-60: 463
 61+: 38



White: 761
 Black: 148
 Asian: 5
 Hispanic: 17

***Charts Shows Program Members**

Program Members

Total | 931

Males | 491

Female | 491

Black | 148

White | 761

Hispanic | 17

Asian | 5

Ages 18-35 | 430

Ages 36-60 | 463

Ages 61 and Over | 38

Geographical Area

Urban & Suburban | 502

Rural | 429

Breakdown by City:

Abbeville-	Addis- 1	Alfords-	Aline-2
Baker-28	Bayou Goula-1	Beuche- 1	Baton Rouge-509
Brusly-	Central- 28	Clinton- 13	Denham Springs-64
Erwinville-1	French Settlement- 1	Geismar-2	Glynn-3
Gonzales- 26	Hammond-2	Hester-	Holden-4
Jackson-5	Jarreau-9	Kentwood-	Killian-
Lafayette-1	Lake Charles-1	Livingston-20	Livonia-12
Maurepas-1	Monroe-	New Roads-	Norwood-
Oscar-	Pine Grove-	Plaquemine-9	Ponchatoula-
Port Allen- 13	Prairieville-23	Ramah-2	Rosedale-1

Slaughter- 11	Sorrento-	Springfield-1	St Amant-32
St Francesville-1	St Gabriel-2	Torbert-2	Varnado-
Ventress-2	Wakefield- 1	Walker-18	Watson-23
White Castle-	Zachary-54		
Illinois-	Michigan-	Mississippi-	Ohio-

Baton Rouge by Zip Codes:

70801-	70802- 24	70803-	70804-
70805- 78	70806- 29	70807- 11	70808- 24
70809- 54	70810- 37	70811- 12	70812- 11
70813-	70814- 11	70815-21	70816- 134
70817- 17	70818- 41	70819- 2	70820- 3
70822-	70826-	70837-	70874-
70891-			

***New Members**

Total | 26

Kits Distributed

Office | 414

After Hour | 291

Mobile | 24

Outreach | 65

Gate Keeper | 137

Narcan Distributed

Nasal | 284

Injectable | 142

WCK (wound care kits)

3

PHK (personal hygiene kits)

0

Condoms Distributed in Field

1990

	<u>November 2020</u>	<u>November 2021</u>
Total Members	987	931
Total New Members	17	26
Total Urban	534	502
Total Rural	453	429
Total Female	478	491
Total Male	509	440
Total Black	137	148
Total White	837	761
Total Hispanic	11	17
Total Asian	3	5
Total Age 18-35	431	430
Total Age 36-60	534	463
Total Age 61+	21	38

Intake Forms

23 collected for a total of 306

Gender Identity

Male	153
Female	146
Non-Binary	3
Not Answered	3

Sexual Identity

Straight/Heterosexual	262
Bisexual	23
Gay/Lesbian	12
Other	6
Not Answered	2

Race Identity

White	250
Black/AA	20
Other	12
Asian	4
Hispanic/Latinx	4
Not Answered	5

Housing

Stable Housing (rent/own)	191
Family/Friends	68
Homeless/Shelter	44
Not Answered	2

Health Insurance

Medicaid/Medicare	186
None	57
Private	23
Not Answered	18
Parents Policy	1

Been arrested with Paraphernalia

No	187
Yes	99
Not Answered	9

of people you supply syringes

Just Me	173
2 to 5	101
6 to 9	19
10+	6
Not Answered	3

of NarcAn supplied to others

Just Me	143
2 to 5	112
Not Answered	20
10+	14
6 to 9	14

of times NarcAn used on self

Never	165
1 to 5	117
6 to 10	20
Not Answered	10

of times NarcAn used on others

1 to 5	137
Never	104
6 to 10	49
Not Answered	12
11+	3

Types of Drugs Injected

Heroin	146
All of the above	105
Meth/Speed	34
Other	8
Cocaine	5
Not Answered	6

Other drugs used

Not Answered	169
Prescription Pills	68
Combination	36
Suboxone/Subutex	32
Hormones	1

of times you inject a day

3 to 4	126
1 to 2	71
5 to 6	68
7+	30
Not answered	10

of syringes you use weekly

11 to 20	91
6 to 10	87
21+	59
1 to 5	60
Not Answered	8

How did you start?

Injury	120
Not Answered	74
Friends	47
Pills	39
Family	10
Curious	5
Depression	3
Emotional Stress	2
Fatigue	1
Prison	1
Disease	2

How often do you frequent us?

Weekly	63
First Time	76
Often	43
Not Answered	41
Monthly	28
Bi-monthly	24
Not Often	12
Daily	6
Bi-weekly	4
Second Time	5

How often do you share syringes

Never	213
Rarely (25%)	64
Sometimes (50%)	12
Not Answered	9
Often (75%)	6

Age when you began using

18 to 35	144
Not Answered	67
17<	58
36 to 60	36

How did you hear about us?

Friends	214
Internet	38
Not Answered	26
Streets	9
Staff/Partners	7
Family	10
Walk in	1

Plans to stop using?

Yes	216
No	65
Not Answered	24

Do you want help to stop?

Not Answered	173
No	95
Yes	37

Do you have support system?

Yes	253
No	52
Not Answered	10

Satisfaction Surveys

0 collected for a total of 76

No new surveys were collected in November.

Reported NarcAn used in last 3 months: Top 5 Cities listed below

Baton Rouge- 204

70818-39	70815-24	70816-22	70809-20
70811-19	70807-17	70805-11	70818-11
70806-11	70812-10	70810-7	70802-5
70817-4	70820-2	70814-2	

Denham Springs- 72

Zachary- 15

Baker- 11

Walker- 10

12/7/2021 SJRM

